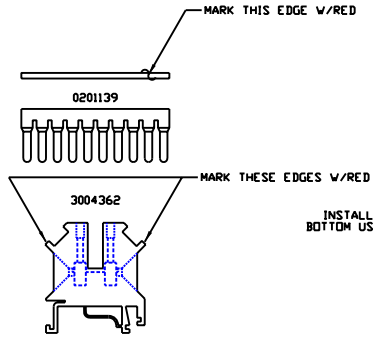


| TABLE 1 | | |
|---------|---------|----------|
| 15 | GAS3 | GAS3 |
| 14 | GAS4 | GAS4 |
| 13 | GAS1 | GAS1 |
| 12 | GAS2 | GAS2 |
| 11 | LLREGV | LLREGV |
| 10 | LLPURV | LLPURV |
| 9 | LLGV | LLGV |
| 8 | ETCHFWD | ETCHFWD |
| 7 | LLVV | LL VENT |
| 6 | LLRV | LL ROUGH |
| 5 | GV | GATE |
| 4 | BACKPRS | BKPRES |
| 3 | CYRV | REGEN |
| 2 | CYFLV | N2 |
| 1D | PLC REF | LABEL |

| REVISIONS | | | | |
|-----------|-----|--------------------------------|---------|----------|
| ZONE | LTR | DESCRIPTION | DATE | APPROVED |
| B6 | A | ADDED ETCHFWD | 26M005 | MML |
| B6 | B | ADDED HOISTUD AND HOISTEN | 21JMM6 | MML |
| - | C | REVISED AND REDRAWN FOR CNC/BH | 18M907 | MML |
| A6 | D | ADDED BACKPRESSXC TO BH | 21SEP07 | MML |



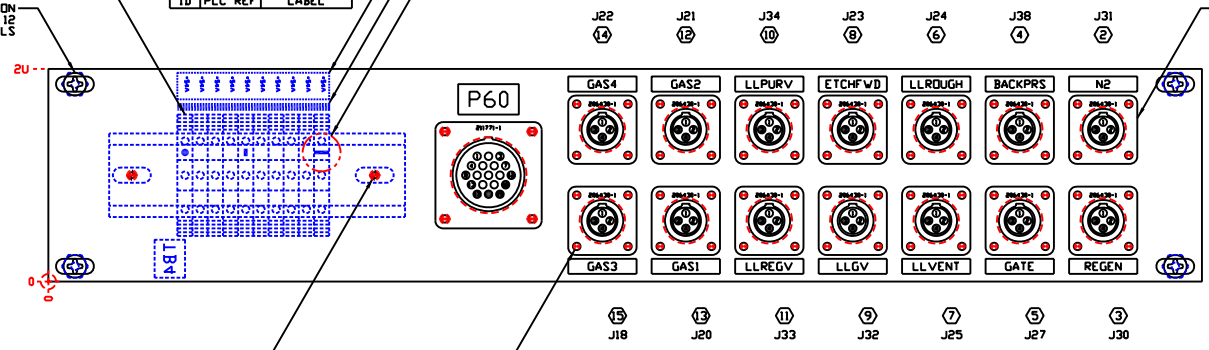
INSTALL ITEM 5 ON ITEM 4 TYP 10 PLS

INSTALL ITEM 11 ON BOTTOM USING ITEM 12 TYP 4 PLS

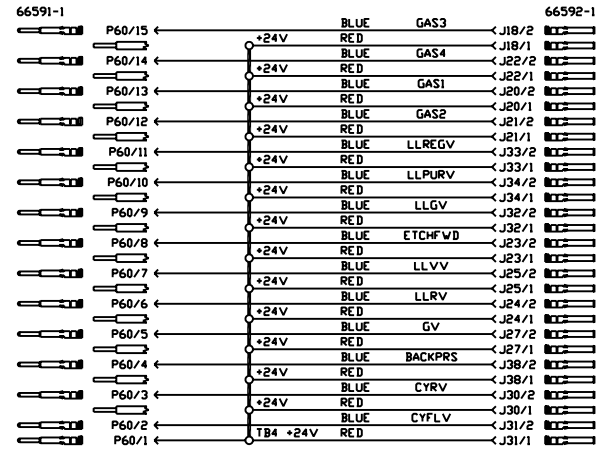
INSTALL PREPRINTED "+24V" LABELS IN REGION SHOWN. MARK LABEL W/RED LINE ADJACENT TO TERMINAL BLOCKS.

INSTALL ITEM 6 INTO TERMINAL BLOCKS THIS SIDE

MARK TERMINALS 1, 5, AND 10 AS SHOWN: ϕ 1 5 10
1 5 10



| ID | QTY | PART NUMBER | DESCRIPTION |
|----|-----|--------------|---|
| 20 | 1 | BACKPRESSXC | ASSY, CABLE, BACKPRESSURE EXT. CORD PJ38 |
| 19 | 1 | J60 | ASSY, CABLE, VALVE COMMAND |
| 18 | 1 | VFILLER | PANEL, COVER |
| 17 | 1 | 651-3003020 | END COVER, DIN TERMINAL |
| 16 | 14 | UL1007-18-2 | WIRE, 18GA, RED, 18" |
| 15 | 14 | UL1007-18-6 | WIRE, 18GA, BLUE, 18" |
| 14 | 16 | 571-66591-1 | TERMINAL, CRIMP, PIN, SERIES 1 |
| 13 | 28 | 571-66592-1 | TERMINAL, CRIMP, SKT, SERIES 1 |
| 12 | 4 | RF5WDP100 | SCREW, PHILLIPS, 10-32 X 1/2", PANEL MTG |
| 11 | 4 | 92230A145 | STANDOFF, HEX, 10-32 X 3" |
| 10 | 2 | 96278A009 | NUT, 8-32, W/INTEGRAL LOCKWASHER |
| 9 | 2 | 91772A194 | SCREW, PHILLIPS, 8-32 X 1/2, SS |
| 8 | 60 | 91831A005 | NUT, NYLOC, 4-40, SS |
| 7 | 60 | 91772A110 | SCREW, PHILLIPS, 4-40 X 1/2", SS |
| 6 | 1 | 651-0201139 | JUMPER, DIN, 1/4", 10 STA |
| 5 | 10 | 651-3004362 | TERMINAL, DIN, 1/4" |
| 4 | 1 | 651-5602100 | RAIL, DIN MTG, 1/4", 5 HOLES, 5" |
| 3 | 14 | 571-206430-1 | CONN, CIRC 4, RECEPTICAL, PANEL |
| 2 | 1 | 571-211771-1 | CONN, CIRC 19, PLUG, PANEL |
| 1 | 1 | RP200 | PANEL, 2U X 19, 1/8 ALUM, BLACK POWDER COAT |
| 1D | | | |



| | | | |
|--|--------------|---|-------|
| UNLESS OTHERWISE SPECIFIED DIMENSIONS ARE IN INCHES DIMENSIONS IN PARENTHESIS ARE IN MILLIMETERS 2 PLACE DECIMALS UNLESS OTHERWISE NOTED DO NOT SCALE THIS DRAWING DATE: | CONTRACT NO. | MAT-VAC TECHNOLOGY, INC. POB 2299 - DAYTONA BEACH, FL CORPORATE BLDG - DAYTONA TECHNOLOGY, INC. | |
| | DESIGNED BY | DATE | REV D |
| APPROVED BY | DATE | TB4 MECH LAYOUT | |
| SCALE 1:1 | SHEET 1 | OF 1 | |